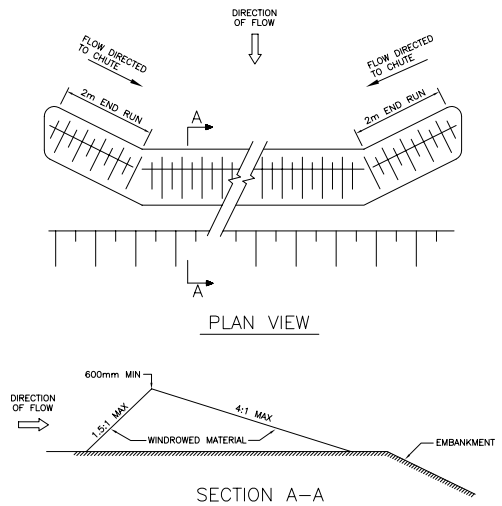

NOTE:

ALL DIMENSIONS ARE IN MILLIMETRES OR METRES UNLESS OTHERWISE SHOWN.

BERM BARRIER

NTS

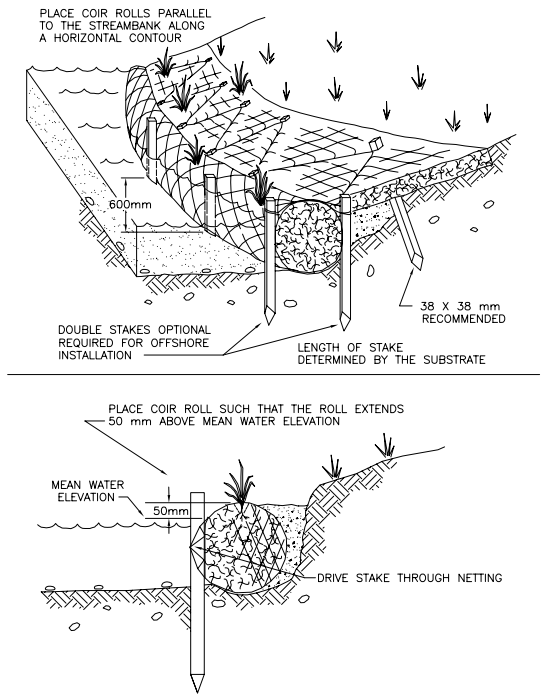

COIR ROLL/COIR MATS

NTS

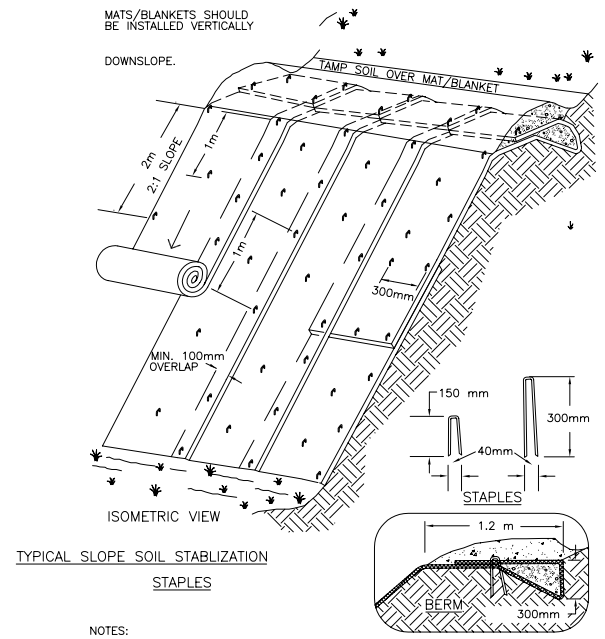

TYPICAL SLOPE SOIL STABLIZATION

STAPLES

NOTES:

1. SLOPE SURFACE SHALL BE FREE OF ROCKS, CLODS, STICKS AND GRASS. MATS/ BLANKETS SHALL HAVE GOOD SOIL CONTACT.
2. APPLY PERMANENT SEEDING BEFORE PLACING BLANKETS.
3. LAY BLANKETS LOOSELY AND STAKE OR STAPLE TO MAINTAIN DIRECT CONTACT WITH THE SOIL. DO NOT STRETCH.

EROSION BLANKETS & TURF REINFORCEMENT MATS SLOPE INSTALLATION

NTS

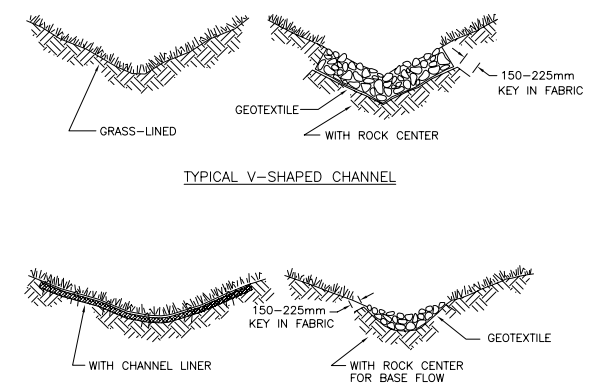

GRASS–LINED CHANNEL TYPICAL CROSS SECTIONS

NTS

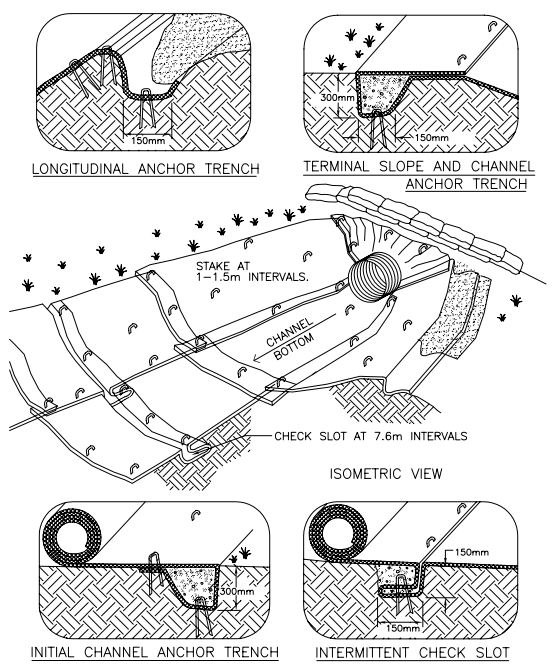

NOTES:

1. CHECK SLOTS TO BE CONSTRUCTED PER MANUFACTURERS SPECIFICATIONS.
2. STAKING OR STAPLING LAYOUT PER MANUFACTURERS SPECIFICATIONS.

EROSION BLANKETS & TURF REINFORCEMENT MATS CHANNEL INSTALLATION

NTS

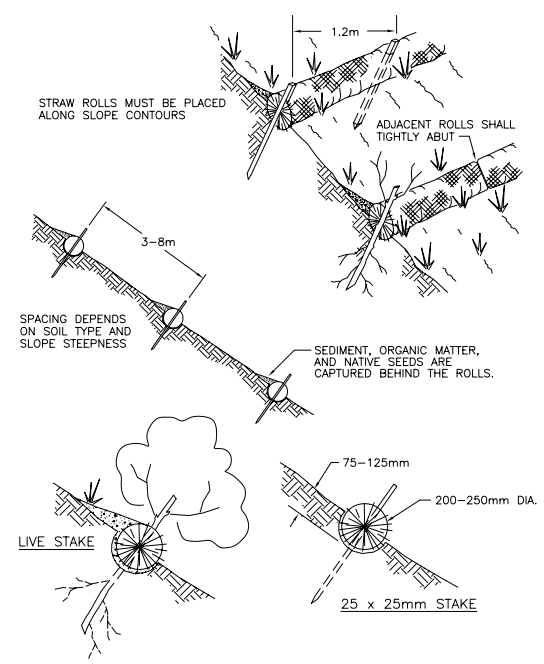

NOTE:

1. STRAW ROLL INSTALLATION REQUIRES THE PLACEMENT AND SECURE STAKING OF THE ROLL IN A TRENCH, 75–125mm DEEP, DUG ON CONTOUR. RUNOFF MUST NOT BE ALLOWED TO RUN UNDER OR AROUND ROLL.

STRAW ROLLS

NTS

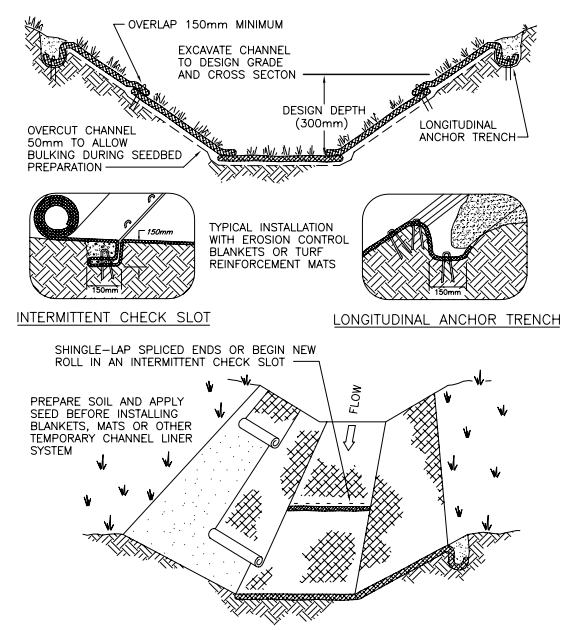

NOTES:

1. DESIGN VELOCITIES EXCEEDING 0.5m/sec REQUIRE TEMPORARY BLANKETS, *MATS OR SIMILAR LINERS TO PROTECT SEED* AND SOIL UNTIL VEGETATION BECOMES ESTABLISHED.
2. GRASS–LINED CHANNELS WITH DESIGN VELOCITIES EXCEEDING 2m/sec SHOULD INCLUDE TURF REINFORCEMENT MATS.

GRASS–LINED CHANNEL TYPICAL INSTALLATION

NTS

DILLON CONSULTING	Design by:				NOVA SCOTIA Transportation and Public Works Highway Engineering Services	Scale: N.T.S.	HIGHWAY 125 ENVIRONMENTAL PROTECTION PLAN	TYPICAL DETAILS
	Drawn by:				Manager, Highway Planning & Design — Date:	Date:		
	Checked by:					File No. :		
	Approved by:		MK.	DATE	REVISION	Director, Highway Engineering Services — Date:	Sheet No. : of	